



BDD INC.
EST. 1952

Seasons Roller Shade

Retail Price List

June 1st, 2022

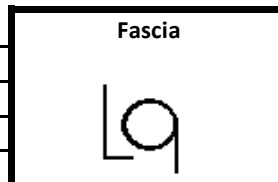
Product Information	Page 2
Product Specifications	Page 3
Pattern Listing	Page 4
Pricing	Pages 5-9
Fascia and Pocket Options	Pages 10-11
Motorization Options	Pages 12-14
Terms, Conditions and Warranty	Page 15

Seasons Roller Shades by B.D.D., Inc.

Cassette and Fascia Options

Fascia

	Height	Depth	Available Colors				Black	Reverse Roll	Max Width
			Gray	Bronze	White	Vanilla			
3"	3 1/8"	3 1/8"	X	X	X	X	X	No	192"
4"	4 1/16"	4 1/8"	X	X	X	X	X	No	192"
5"	5 3/16"	5 1/8"	X	X	X			Yes	192"
7"	7 1/2"	5 5/8"	X	X	X			No	192"



*Dimensions listed above include mounting bracket

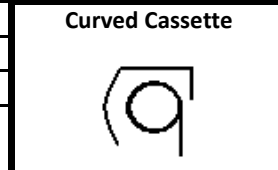
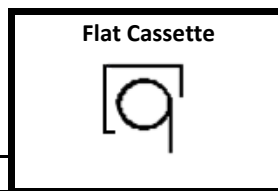
*See pricing and max single shade width limitations on page 10

Cassette

*New-Flat Cassette, clean, sleek profile with no fabric insert.

*Curved Cassette, with coordinating fabric insert

	Height	Depth	Available Colors				Black	Max Width
			Gray	Bronze	White	Vanilla		
Curved 100	3"	3 3/4"	X	X	X	X	X	96"
Curved 120	3 7/8"	4 3/16"	X	X	X	X	X	144"
Flat 100	3"	3 1/2"	X	X	X	X	X	96"
Flat 120	3 7/8"	4"	X	X	X	X	X	144"



*Dimensions listed above include mounting bracket

*See pricing and max single shade width limitations on page 10

*Reverse roll not available with flat or curved cassette

Spring Assist Option

*Spring assist available for larger manually operated roller shades

*Recommended for roller shades larger than 72 square feet

*Spring assist option is a retail surcharge of \$195 per shade

*Minimum width for spring assist is 60"

Cordless Option

*Cordless option eliminates chain and clutch on roller shade

*Available for shades up to 90" wide and 96" tall, minimum 23" wide

*Cordless option is a retail surcharge of \$170

*Mounted on an aluminum cordless roller shade headrail standard (headrail is 1 1/2" wide and 1/2" tall)

*Mounted inside a cassette as an option, to price out, add cordless surcharge and cassette surcharge to standard shade price

*Fascia not available for cordless option

Seasons Roller Shades by B.D.D., Inc.

Light Gap Specifications

	Tube Diameter	Pin End	Clutch/Motor Side
VTX15 Clutch	1.5"	1/2"	1/2"
VTX15 Clutch	2"	5/8"	5/8"
VTX20 Clutch	2"	5/8"	5/8"
R28, ST30, ST30UWF, 251, 282 Motor	1.5"	1/2"	3/4"
282 Motor	2"	5/8"	7/8"
ST404	2"	3/4"	3/4"
ST50, ST50UQ, 453, 4510	2.5"	1"	1-1/8"

**Shades ordered with fascia will have a light gap 3/16" greater than standard shades on each side.

**Shades ordered with fascia and an ST50 motor will have a light gap 3/16" greater than standard shades on the motor side.

Measuring Instructions

Inside Mount

*When ordered as inside mount, the bracket to bracket measurement will be the same as the order width. There will be no deduction on the order height. See chart above to see how much narrower the fabric will be than the bracket to bracket measurement.

*On manual shades ordered with the cassette option, the fabric will measure 1 5/8" less than the order width

Outside Mount

*When ordered as outside mount, the bracket measurement will be the same as the order width. See chart above to see how much narrower the fabric will be than the bracket to bracket measurement.

*On manual shades ordered with the cassette option, the fabric will measure 1 1/4" less than the order width

Cloth Measurement

*When ordered as cloth measurement, the fabric will measure the order width, the bracket to bracket measurement will be more than the order size, see chart above.

Chain

*Stainless Steel Chain is standard for all roller shades, gun metal chain is optional

Hem Bar

External Hem Bar

*Available in 5 colors- Bronze, Black, Ivory and Gray

*External hem bar is made of aluminum with plastic end caps

*Fabric insert of roller shade fabric on front of external hem bar

Couplers/Intermediate Brackets

*Couplers available for motorized shades to allow multiple shades to operate with one motor

*Allow for a 15% loss in lifting capacity for every coupler used

*Intermediate Bracket (Bracket for connecting coupled shades) for 2" and 2.5" Tube \$95.00 each (net price)

*Due to certain fabric weaves, some coupled roller shades may wrap differently on the tube causing the hem bar to be uneven as a coupled shade rolls up/down.

Light Edge L-Channel

*Available in 5 colors, White, Vanilla, Grey, Bronze and Black

*Lightweight, easy to install PVC material

*Net price is \$1.25 per foot, order by number pieces and length

Seasons Roller Shades by B.D.D., Inc.

Pattern Listing

Pattern	Price Group	Translucency	Fabric Width	FR	PT
Acacia BO	3C	Blackout	82		X
Argent BO	6	Blackout	80		X
Aurora	2B	Light Filtering	82		X
Banbury	3C	Light Filtering	82		X
Bergen BO	5A	Blackout	118	X	
Bergen Screen	5A	Light Filtering	118	X	
Bergen Translucent	3A	Translucent	118	X	
Boleyn BO	3C	Blackout	82		X
Carnival	4B	Light Filtering	80	X	X
Carnival BO	4B	Blackout	80	X	X
Cascade	2B	Light Filtering	82		X
Chatsworth	3C	Light Filtering	82		X
Collina BO	6	Blackout	80		X
Cosmic Dream BO	5B	Blackout	80		X
Crush BO	6	Blackout	80		
Dawn	1A	Light Filtering	82		X
Denim BO	3C	Blackout	82		X
Dunes BO	5A	Blackout	118	X	
Dunes Screen	5A	Light Filtering	118	X	
Dunes Translucent	3A	Translucent	118	X	
Florence BO	3C	Blackout	82		X
Hampton	3B	Light Filtering	110		X
Kenzo	1A	Light Filtering	82		X
Lomond BO	3C	Blackout	82		X
Magnolia BO	6	Blackout	80		
Marble BO	4C	Blackout	68		X
Marino BO	5A	Blackout	118	X	
Marino Screen	5A	Light Filtering	118	X	
Marino Translucent	3A	Translucent	118	X	
Matrix	5B	Light Filtering	80	X	X
Monroe	5B	Light Filtering	80		X
Monterey	3B	Light Filtering	110		X
Night Night BO	4B	Blackout	80		
Night Safari BO	5B	Blackout	80		
Oslo	3A	Light Filtering	118	X	X
Oxley	2A	Light Filtering	118	X	X
Oxley BO	4A	Blackout	118	X	X
Quinton BO	3C	Blackout	82		X
Ritz	3D	Light Filtering	78		X
Sakura	1A	Light Filtering	82		X
Shot Silk BO	6	Blackout	80		
Strand BO	3C	Blackout	82		X
Swedish Birch	3D	Light Filtering	78		X
Terrazzo	3C	Light Filtering	82		X
Trellis	2B	Light Filtering	82		X
Tulip	2B	Light Filtering	82		X
Tundra	3D	Light Filtering	78		X
Valencia BO	6	Blackout	80		X
Vermont	2C	Light Filtering	80	X	X
Voile	1B	Light Filtering	78	X	X
Windsor	5B	Light Filtering	80		X

Seasons Roller Shades by B.D.D., Inc.

Price Group	1A	Dawn, Kenzo, Sakura										
		Width To										
		24"	30"	36"	42"	48"	54"	60"	66"	72"	78"	82"
Height To	36"	184	200	217	234	250	267	284	300	317	334	351
	48"	198	218	237	257	277	297	317	336	356	376	396
	60"	212	235	258	281	304	326	349	372	395	418	441
	72"	226	252	278	304	330	356	382	408	434	460	486
	84"	240	269	298	327	357	386	415	444	473	503	532
	96"	254	286	319	351	383	416	448	480	512	545	577
	108"	268	303	339	374	410	445	481	516	552	587	622
	120"	282	321	359	398	436	475	513	552	591	629	668
	132"	296	338	380	421	463	505	546	588	630	671	713
	144"	310	355	400	445	490	534	579	624	669	714	758
	156"	324	372	420	468	516	564	612	660	708	756	804

Price Group	1B	Voile									
		Width To									
		24"	30"	36"	42"	48"	54"	60"	66"	72"	78"
Height To	36"	184	200	217	234	250	267	284	300	317	334
	48"	198	218	237	257	277	297	317	336	356	376
	60"	212	235	258	281	304	326	349	372	395	418
	72"	226	252	278	304	330	356	382	408	434	460
	84"	240	269	298	327	357	386	415	444	473	503
	96"	254	286	319	351	383	416	448	480	512	545
	108"	268	303	339	374	410	445	481	516	552	587
	120"	282	321	359	398	436	475	513	552	591	629
	132"	296	338	380	421	463	505	546	588	630	671
	144"	310	355	400	445	490	534	579	624	669	714
	156"	324	372	420	468	516	564	612	660	708	756

Price Group	2A	Oxley													
		Width To													
		24"	30"	36"	42"	48"	54"	60"	66"	72"	78"	84"	96"	108"	118"
Height To	36"	194	214	233	252	272	291	310	330	349	369	388	509	553	598
	48"	211	234	257	281	304	327	350	373	396	419	443	571	623	675
	60"	228	255	282	309	336	363	389	416	443	470	497	633	693	753
	72"	245	275	306	337	367	398	429	460	490	521	552	695	763	830
	84"	261	296	330	365	399	434	468	503	537	572	607	758	833	908
	96"	278	316	355	393	431	470	508	546	585	623	661	820	902	985
	108"	295	337	379	421	463	505	547	589	632	674	716	882	972	1062
	120"	311	357	403	449	495	541	587	633	679	725	770	944	1042	1140
	132"	328	378	428	477	527	577	626	676	726	775	825	1006	1112	1217
	144"	345	398	452	505	559	612	666	719	773	826	880	1069	1182	1295
	156"	362	419	476	534	591	648	705	763	820	877	934	1131	1251	1372

Manual shades are made with either a 1.5" tube or a 2" tube depending on size and weight limitations. For motorization please see the appropriate pages in this price list. Shades with heights exceeding 3 times the width may be susceptible to telescoping. For Fascia, Cassette and Pocket options, please see pages 10 and 11.

Seasons Roller Shades by B.D.D., Inc.

Price Group	2B	Aurora, Cascade, Trellis, Tulip										
		Width To										
Height To	24"	30"	36"	42"	48"	54"	60"	66"	72"	78"	82"	
	36"	194	214	233	252	272	291	310	330	349	369	388
	48"	211	234	257	281	304	327	350	373	396	419	443
	60"	228	255	282	309	336	363	389	416	443	470	497
	72"	245	275	306	337	367	398	429	460	490	521	552
	84"	261	296	330	365	399	434	468	503	537	572	607
	96"	278	316	355	393	431	470	508	546	585	623	661
	108"	295	337	379	421	463	505	547	589	632	674	716
	120"	311	357	403	449	495	541	587	633	679	725	770
	132"	328	378	428	477	527	577	626	676	726	775	825
	144"	345	398	452	505	559	612	666	719	773	826	880
	156"	362	419	476	534	591	648	705	763	820	877	934

Price Group	2C	Vermont										
		Width To										
Height To	24"	30"	36"	42"	48"	54"	60"	66"	72"	78"	80"	
	36"	194	214	233	252	272	291	310	330	349	369	388
	48"	211	234	257	281	304	327	350	373	396	419	443
	60"	228	255	282	309	336	363	389	416	443	470	497
	72"	245	275	306	337	367	398	429	460	490	521	552
	84"	261	296	330	365	399	434	468	503	537	572	607
	96"	278	316	355	393	431	470	508	546	585	623	661
	108"	295	337	379	421	463	505	547	589	632	674	716
	120"	311	357	403	449	495	541	587	633	679	725	770
	132"	328	378	428	477	527	577	626	676	726	775	825
	144"	345	398	452	505	559	612	666	719	773	826	880
	156"	362	419	476	534	591	648	705	763	820	877	934

Price Group	3A	Bergen Translucent, Dunes Translucent, Marino Translucent, Oslo													
		Width To													
Height To	24"	30"	36"	42"	48"	54"	60"	66"	72"	78"	84"	96"	108"	118"	
	36"	214	238	263	287	311	335	360	384	408	432	457	587	642	696
	48"	236	265	294	324	353	382	411	441	470	499	529	669	734	798
	60"	257	292	326	360	395	429	463	497	532	566	600	751	826	900
	72"	279	318	358	397	436	476	515	554	594	633	672	833	918	1002
	84"	301	345	389	434	478	522	567	611	655	700	744	915	1009	1104
	96"	322	372	421	470	520	569	619	668	717	767	816	997	1101	1206
	108"	344	398	453	507	561	616	670	725	779	833	888	1079	1193	1308
	120"	366	425	484	544	603	663	722	781	841	900	960	1161	1285	1410
	132"	387	452	516	581	645	709	774	838	903	967	1032	1242	1377	1512
	144"	409	478	548	617	687	756	826	895	965	1034	1103	1324	1469	1614
	156"	431	505	579	654	728	803	877	952	1026	1101	1175	1406	1561	1716

Manual shades are made with either a 1.5" tube or a 2" tube depending on size and weight limitations. For motorization please see the appropriate pages in this price list. Shades with heights exceeding 3 times the width may be susceptible to telescoping. For Fascia, Cassette and Pocket options, please see pages 10 and 11.

Seasons Roller Shades by B.D.D., Inc.

Price Group	3B	Hampton, Monterey												
		Width To												
Height To	24"	30"	36"	42"	48"	54"	60"	66"	72"	78"	84"	96"	110"	
	36"	214	238	263	287	311	335	360	384	408	432	457	587	642
	48"	236	265	294	324	353	382	411	441	470	499	529	669	734
	60"	257	292	326	360	395	429	463	497	532	566	600	751	826
	72"	279	318	358	397	436	476	515	554	594	633	672	833	918
	84"	301	345	389	434	478	522	567	611	655	700	744	915	1009
	96"	322	372	421	470	520	569	619	668	717	767	816	997	1101
	108"	344	398	453	507	561	616	670	725	779	833	888	1079	1193
	120"	366	425	484	544	603	663	722	781	841	900	960	1161	1285
	132"	387	452	516	581	645	709	774	838	903	967	1032	1242	1377
	144"	409	478	548	617	687	756	826	895	965	1034	1103	1324	1469
156"	431	505	579	654	728	803	877	952	1026	1101	1175	1406	1561	

Price Group	3C	Banbury, Chatsworth, Acacia BO, Boleyn BO, Denim BO, Florence BO, Lomond BO, Quinton BO, Strand BO, Terrazzo										
		Width To										
Height To	24"	30"	36"	42"	48"	54"	60"	66"	72"	78"	82"	
	36"	214	238	263	287	311	335	360	384	408	432	457
	48"	236	265	294	324	353	382	411	441	470	499	529
	60"	257	292	326	360	395	429	463	497	532	566	600
	72"	279	318	358	397	436	476	515	554	594	633	672
	84"	301	345	389	434	478	522	567	611	655	700	744
	96"	322	372	421	470	520	569	619	668	717	767	816
	108"	344	398	453	507	561	616	670	725	779	833	888
	120"	366	425	484	544	603	663	722	781	841	900	960
	132"	387	452	516	581	645	709	774	838	903	967	1032
	144"	409	478	548	617	687	756	826	895	965	1034	1103
156"	431	505	579	654	728	803	877	952	1026	1101	1175	

Price Group	3D	Ritz, Swedish Birch, Tundra									
		Width To									
Height To	24"	30"	36"	42"	48"	54"	60"	66"	72"	78"	
	36"	214	238	263	287	311	335	360	384	408	432
	48"	236	265	294	324	353	382	411	441	470	499
	60"	257	292	326	360	395	429	463	497	532	566
	72"	279	318	358	397	436	476	515	554	594	633
	84"	301	345	389	434	478	522	567	611	655	700
	96"	322	372	421	470	520	569	619	668	717	767
	108"	344	398	453	507	561	616	670	725	779	833
	120"	366	425	484	544	603	663	722	781	841	900
	132"	387	452	516	581	645	709	774	838	903	967
	144"	409	478	548	617	687	756	826	895	965	1034
156"	431	505	579	654	728	803	877	952	1026	1101	

Manual shades are made with either a 1.5" tube or a 2" tube depending on size and weight limitations. For motorization please see the appropriate pages in this price list. Shades with heights exceeding 3 times the width may be susceptible to telescoping. For Fascia, Cassette and Pocket options, please see pages 10 and 11.

Seasons Roller Shades by B.D.D., Inc.

Price Group	4A	Oxley BO													
		Width To													
Height To	24"	30"	36"	42"	48"	54"	60"	66"	72"	78"	84"	96"	110"	118"	
	36"	229	257	285	313	341	369	398	426	454	482	510	648	710	772
	48"	255	289	323	357	391	425	459	493	527	561	595	745	819	893
	60"	280	320	360	400	440	480	520	560	600	640	680	842	928	1014
	72"	306	351	397	443	489	535	581	627	673	719	765	939	1037	1135
	84"	331	383	435	487	539	591	643	695	746	798	850	1036	1146	1256
	96"	356	414	472	530	588	646	704	762	820	878	935	1133	1255	1377
	108"	382	446	510	573	637	701	765	829	893	957	1021	1230	1364	1498
	120"	407	477	547	617	687	756	826	896	966	1036	1106	1327	1473	1619
	132"	433	509	584	660	736	812	888	963	1039	1115	1191	1424	1582	1740
	144"	458	540	622	704	785	867	949	1031	1112	1194	1276	1521	1691	1861
	156"	484	571	659	747	835	922	1010	1098	1186	1273	1361	1619	1800	1981

Price Group	4B	Carnival, Carnival BO, Night Night BO									
		Width To									
Height To	24"	30"	36"	42"	48"	54"	60"	66"	72"	80"	
	36"	229	257	285	313	341	369	398	426	454	482
	48"	255	289	323	357	391	425	459	493	527	561
	60"	280	320	360	400	440	480	520	560	600	640
	72"	306	351	397	443	489	535	581	627	673	719
	84"	331	383	435	487	539	591	643	695	746	798
	96"	356	414	472	530	588	646	704	762	820	878
	108"	382	446	510	573	637	701	765	829	893	957
	120"	407	477	547	617	687	756	826	896	966	1036
	132"	433	509	584	660	736	812	888	963	1039	1115
	144"	458	540	622	704	785	867	949	1031	1112	1194
	156"	484	571	659	747	835	922	1010	1098	1186	1273

Price Group	4C	Marble BO							
		Width To							
Height To	24"	30"	36"	42"	48"	54"	60"	68"	
	36"	229	257	285	313	341	369	398	426
	48"	255	289	323	357	391	425	459	493
	60"	280	320	360	400	440	480	520	560
	72"	306	351	397	443	489	535	581	627
	84"	331	383	435	487	539	591	643	695
	96"	356	414	472	530	588	646	704	762
	108"	382	446	510	573	637	701	765	829
	120"	407	477	547	617	687	756	826	896
	132"	433	509	584	660	736	812	888	963
	144"	458	540	622	704	785	867	949	1031
	156"	484	571	659	747	835	922	1010	1098

Manual shades are made with either a 1.5" tube or a 2" tube depending on size and weight limitations. For motorization please see the appropriate pages in this price list. Shades with heights exceeding 3 times the width may be susceptible to telescoping. For Fascia, Cassette and Pocket options, please see pages 10 and 11.

Seasons Roller Shades by B.D.D., Inc.

Price Group	5A	Bergen BO, Bergen Screen, Dunes BO, Dunes Screen, Marino BO, Marino Screen												
		Width To												
Height To	24"	30"	36"	42"	48"	54"	60"	66"	72"	78"	84"	96"	110"	
	36"	256	274	307	339	372	405	437	470	503	535	568	711	782
	48"	271	311	351	391	431	471	511	551	590	630	670	827	913
	60"	302	349	396	443	490	537	584	631	678	725	772	944	1044
	72"	332	386	440	495	549	603	657	712	766	820	874	1060	1174
	84"	362	423	485	546	608	669	731	792	854	915	977	1177	1305
	96"	392	461	530	598	667	735	804	873	941	1010	1079	1293	1436
	108"	422	498	574	650	726	802	877	953	1029	1105	1181	1410	1567
	120"	453	536	619	702	785	868	951	1034	1117	1200	1283	1526	1698
	132"	483	573	663	754	844	934	1024	1114	1205	1295	1385	1643	1829
	144"	513	611	708	805	903	1000	1098	1195	1292	1390	1487	1759	1960
156"	543	648	753	857	962	1066	1171	1275	1380	1485	1589	1876	2090	

Price Group	5B	Cosmic Dream, Matrix, Monroe, Night Safari BO,									
		Width To									
Height To	24"	30"	36"	42"	48"	54"	60"	66"	72"	80"	
	36"	256	274	307	339	372	405	437	470	503	535
	48"	271	311	351	391	431	471	511	551	590	630
	60"	302	349	396	443	490	537	584	631	678	725
	72"	332	386	440	495	549	603	657	712	766	820
	84"	362	423	485	546	608	669	731	792	854	915
	96"	392	461	530	598	667	735	804	873	941	1010
	108"	422	498	574	650	726	802	877	953	1029	1105
	120"	453	536	619	702	785	868	951	1034	1117	1200
	132"	483	573	663	754	844	934	1024	1114	1205	1295
	144"	513	611	708	805	903	1000	1098	1195	1292	1390
156"	543	648	753	857	962	1066	1171	1275	1380	1485	

Price Group	6	Argent BO, Collina BO, Crush BO, Magnolia BO, Shot Silk BO, Magnolia BO									
		Width To									
Height To	24"	30"	36"	42"	48"	54"	60"	66"	72"	80"	
	36"	319	370	420	471	521	572	622	673	723	774
	48"	367	429	491	553	615	678	740	802	864	926
	60"	415	489	562	636	710	783	857	931	1005	1078
	72"	463	548	633	719	804	889	975	1060	1145	1230
	84"	511	608	704	801	898	995	1092	1189	1286	1383
	96"	559	667	776	884	993	1101	1209	1318	1426	1535
	108"	607	727	847	967	1087	1207	1327	1447	1567	1687
	120"	654	786	918	1049	1181	1313	1444	1576	1708	1839
	132"	702	846	989	1132	1275	1419	1562	1705	1848	1991
	144"	750	905	1060	1215	1370	1524	1679	1834	1989	2144
156"	798	965	1131	1297	1464	1630	1797	1963	2129	2296	

Manual shades are made with either a 1.5" tube or a 2" tube depending on size and weight limitations. For motorization please see the appropriate pages in this price list. Shades with heights exceeding 3 times the width may be susceptible to telescoping. For Fascia, Cassette and Pocket options, please see pages 10 and 11.

Seasons Roller Shades by B.D.D., Inc.

Fascia and Cassette Surcharge

WIDTH TO

	24"	30"	36"	42"	48"	54"	60"	66"	72"	78"	84"	96"	108"	120"	132"	144"
3" Fascia*	86	92	97	103	109	115	120	126	132	138	143	155				
4" Fascia	107	114	122	129	136	143	150	158	165	172	179	194	208	222	237	251
5" Fascia	150	160	170	180	190	200	211	221	231	241	251	271	291	311	331	351
7" Fascia ◊	358	377	395	414	432	451	469	487	506	524	543	617	653	690	728	764
Cassette 100*	89	99	109	122	136	150	163	177	191	204	218	245				
Cassette 120*	105	117	128	144	160	176	192	208	224	240	256	289	321	353		

◊7" Fascia is only available with Somfy ST50 motors. *For 3" Fascia and Cassette 100/120, motorization limited to R28, ST30, ST30WF, 251, and 282 motors only. Cassette 120 is also available with the ST40 motor.

Roller Shade Pocket and Closure Surcharge

All the items below are available in White or Anodized only

	24"	36"	48"	60"	72"	84"	96"	108"	120"	132"	144"	156"	168"	180"	192"
3" Pocket	111	128	145	162	179	196	213	230	247	263	280	297	314	331	348
4" Pocket	141	162	183	205	226	247	269	290	311	333	354	376	398	420	441
5" Pocket	207	249	291	333	375	417	459	501	542	584	626	667	709	750	791
6" Pocket*	203	263	323	384	444	504	564	625	685	745	805	866	927	987	1048
Add Closure for 3" Pocket	30	37	43	50	57	64	70	77	84	91	97	103	109	115	121
Add Closure for 4" Pocket	35	44	53	62	71	81	90	99	108	117	126	135	143	152	160
Add Closure for 5" Pocket	38	49	60	71	81	92	103	114	125	135	146	157	168	179	190
Add Closure for 6" Pocket	39	51	62	74	85	96	108	119	131	142	153	166	178	190	202
L Clip Hanger for Closure	30	36	43	50	56	63	69	76	83	89	96	103	110	118	125
I Clip Hanger for Closure	29	35	42	48	54	61	67	73	79	86	92	98	104	110	116

The pricing for the pocket includes: the pocket extrusion, end plates that are screwed onto the pocket, and an internal pair of brackets for mounting the roller shade. If purchased separately from a roller shade, a motorized bracket may be an additional charge. There are no mounting brackets for the pocket, it is intended to be attached by screwing through the pocket. Pocket pricing does not include closure.

*For the 6" Pocket, standard mounting brackets will be included.

If closure is wanted to go with the pocket, it is to be added to the price of the pocket.

If closure is needed to be used without the pocket, then the L Clip or I Clip can be used as a hanger for the closure.

See page 11 for pocket and closure specifications.

Multiple shades may be mounted side by side inside the pocket.

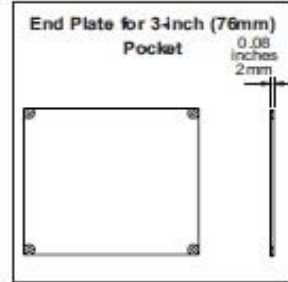
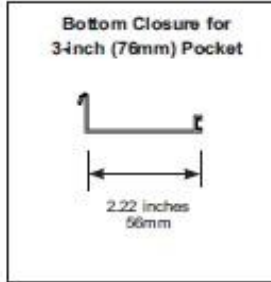
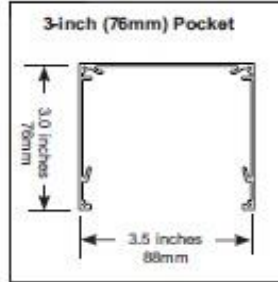
"L" Clip and "I" Clip can only be used with Closures for 3", 4" and 5" Pockets

B.D.D., Inc. 2022

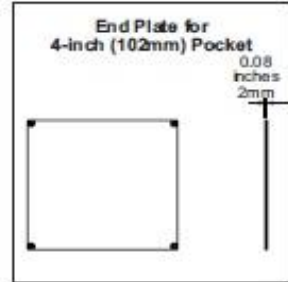
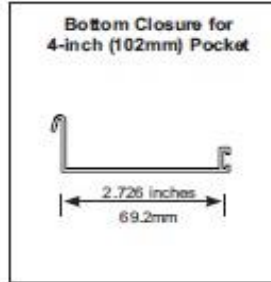
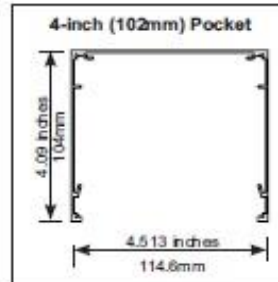
Seasons Roller Shades by B.D.D., Inc.

Pocket Dimensions

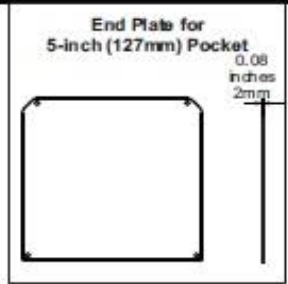
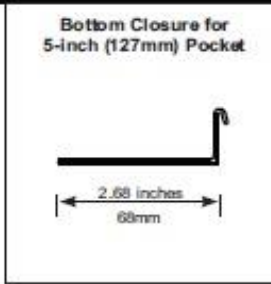
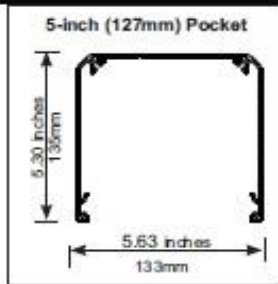
3-inch (76mm) Pocket



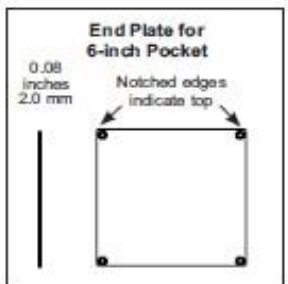
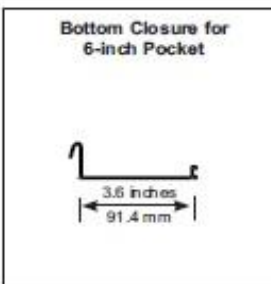
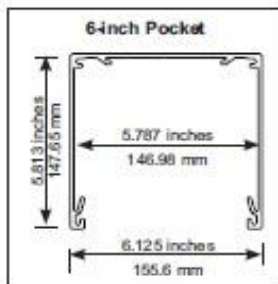
4-Inch (102mm) Pocket



5-Inch (127mm) Pocket

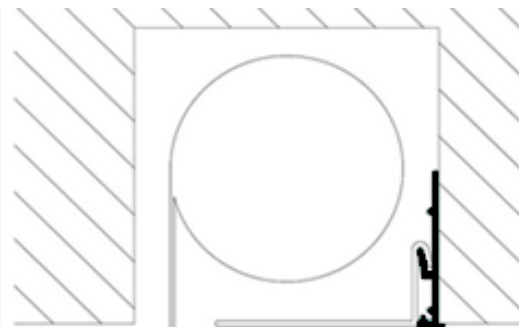
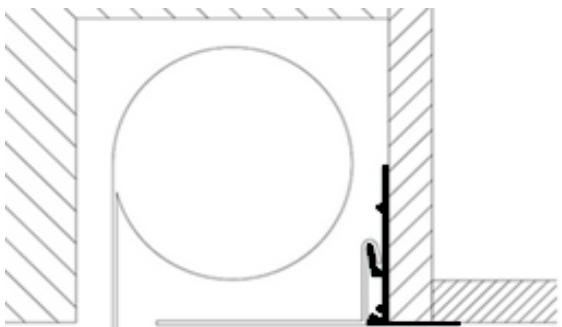


6-Inch (152mm) Pocket



"L" Clip Hanger for Closure

"I" Clip Hanger for Closure



*** "L" Clip and "I" Clip can only be used with Closures for 3", 4" and 5" Pockets

B.D.D., Inc. 2022

Terms and Conditions

ORDER PROCESSING

Telephone Orders

Verbal orders are accepted as the dealer's responsibility. Each order will be repeated back by the Customer Service Representative. In certain instances, we may require written orders.

Changes and Cancellations

All products are custom-made to your specifications under tight deadlines. Once production has begun on your order, changes and cancellations cannot be made.

FREIGHT

Freight for custom blind orders, see BDD freight policy.

Shipments outside the continental U.S. are subject to freight charges. Chargeable parts and returns for repair are subject to freight charges.

CLAIMS AND RETURNS

Defective Merchandise

All manufacturing defects must be reported to Customer Service within 30 days of receipt of blinds. We may require the return of defective blinds prior to repair or replacement.

Returns for Repair

Prior to return for repair, contact Customer Service. We will request the order number, date, purchase order number, and type of product. Arrangements for return will be made at that time with directions as to how the blinds should be returned. The package should be marked for easy identification both inside and outside, and should contain a written confirmation of the verbal repair instructions. Repairs should be packaged carefully.

Product that has been mishandled or received in poor condition will be returned to the customer.

Chargebacks for unauthorized repairs or additional installation cannot be honored. All returns for repair are subject to freight charges.

Returns for Credit

Returns can be accepted only if prior authorization has been obtained from Customer Service. Authorization will include instructions as to how the m

Freight Damage UPS/Fed EX

If freight damage is visible, refuse the shipment UPS/RPS will inspect the damage and return to the shipping location. Contact Customer Service for further information.

If freight damage is concealed, retain all packaging materials and contact Customer Service immediately.

Duplicated Orders

All orders are confirmed after entry into our system. Customer service is not responsible for duplicate orders caused by a written order following a telephone order or duplicate faxes.

Contract Orders

Advise Customer Service if you have a contract quote.

PRICING AND TERMS

All prices are subject to change without notice. Until credit is approved, terms are Cash With Order. Standard terms are Net 30 days from invoice date.

Incorrect Merchandise

Service immediately. A replacement will be made at no charge if the problem was due to B.D.D., Inc. error. If the problem was due to dealer or customer error, the original order and replacement order will be full charge.

Freight Damage Common Carrier (All Shipments FOB Shipping Point)

If freight damage is visible, refuse the shipment. The carrier will return the merchandise to the shipping location for inspection. Contact Customer Service for further information.

If freight damage is concealed, contact Customer Service immediately.

BDD, Inc. Statement of Warranty

Limited Lifetime Warranty

B.D.D., Inc. warrants to the original purchaser that the product purchased from B.D.D., Inc. is free from defect in material and workmanship under normal use and as long as the product remains in the original window. This warranty extends only to the original purchaser of the product.

Motors and motor components are warranted for a period of 5 years. Batteries and battery wands are exempt from this warranty. Fabrics are warranted for a period of 5 years.

This warranty shall not apply to any of the parts that have failed due to accident, negligence, alteration, misuse, abuse, improper handling, installation or maintenance, failure to follow instructions for operating or installing the product, loss of color intensity due to exposure of the sun over a long time, exposure to salt air, or normal wear and tear will also void this warranty.

B.D.D., Inc.'s obligation under this warranty shall be limited to the repair or exchange of any parts or components that may prove defective in normal use within the life of the blind. B.D.D., Inc. reserves the right to inspect any product or components prior to repair. In no event shall B.D.D., Inc. be liable for transportation costs to B.D.D., Inc. B.D.D., Inc. will not be liable for cost of removal or reinstallation of the product, or incidental damages.

To obtain service under this warranty, contact your retailer for replacement or return the product to the retailer. The original purchaser shall be responsible for the transportation cost of the product or replacement back to the original purchaser anywhere in the continental United States. No agent, representative dealer, or unauthorized employee of B.D.D., Inc. has the authority to increase or alter the obligation of this warranty. This warranty does not apply to contract orders.

*Written, online, or faxed orders are recommended (preferred) however, verbal orders are accepted as the dealer's responsibility.

B.D.D., Inc. 2022